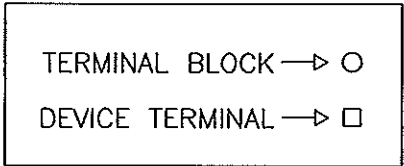


KEY



NOTE 1

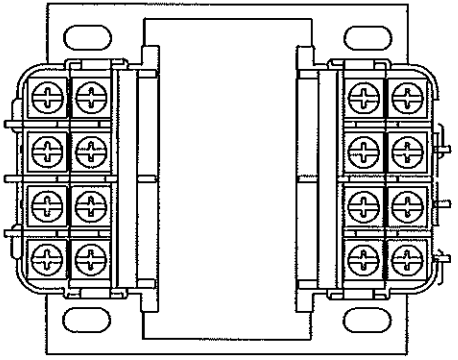
IN HOUSE TESTING, (230 VOLT).
 JUMPER H1 TO H2 AND H3 TO H4.
 LINE 1 ON H1 AND LINE 2 ON H4.
 SHIP TO CUSTOMER, (480 VOLT).
 JUMPER H2 TO H3.
 LINE 1 ON H1 AND LINE 2 ON H4.

Webster <i>Fuel Pumps & Valves</i> <small>218 WEST 42ND FRANKFORD, N.J. 07001 PHONE 201-261-0025 FAX 201-261-0029</small>	<small>PROJECT DESCRIPTION</small> CUMMINS AUTOMATIC CONTROL PANEL
	<small>SCALE:</small> NTS
	<small>DATE:</small> 1-8-03
	<small>APPROVED:</small> C.L.Z.
	<small>PAGE:</small> 101-001119-0004

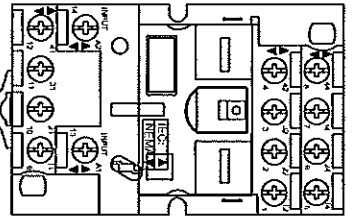


.75"X2" WIREWAY

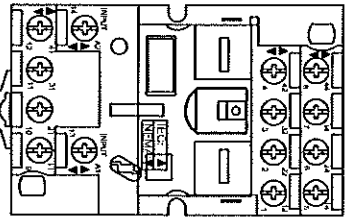
XF1



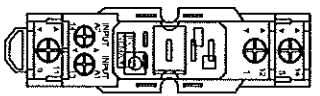
1R



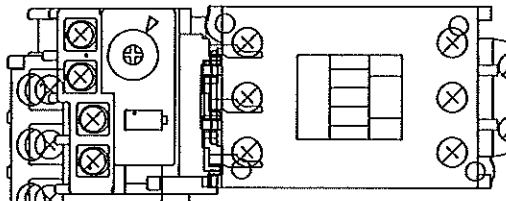
2R



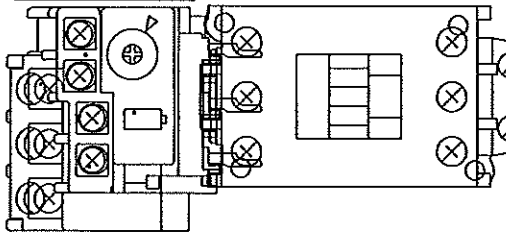
3R



CR1



CR2



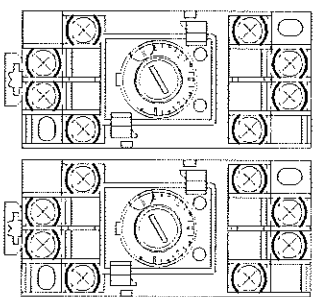
.75"X2" WIREWAY

.75"X2" WIREWAY

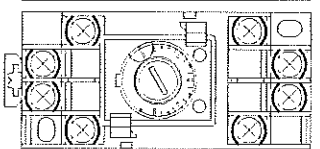
PS1

HONEYWELL
PRESSURETROL
L404F 1102

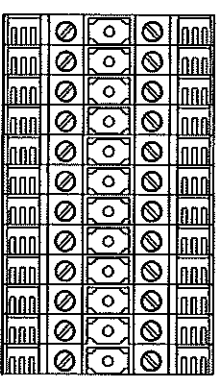
TD1



TD2



- 1
- 2
- 2
- 3
- 11
- 12
- 15
- 16
- 17
- SPARE
- GND
- GND



.75"X2" WIREWAY

